

INFORMATION ABOUT SYLLABUS

DAV MODEL SCHOOL, DURGAPUR PRE-PRIMARY WING follows Early Education Development Programme (EEDP) which aims for the all round development of the children. Its goal is high academic standards while promoting a spirit of inquisitiveness and fostering a scientific attitude in the children. This activity based curriculum is planned to help each child enjoy schooling & learning through play way method so as to meet his/her potential which is an important part in the early childhood education.

This curriculum will inculcate in the students the habit of regular work and develop confidence and thoroughness which is essential in the accomplishment of the real aims and objectives of education imparted in the school.

A WORD TO PARENT

Parents play a significant role in the education of their child. When they devote time and attention to their wards, the child can achieve more and enjoy the school atmosphere.

- ❖ To get the best from the school for your child, do check the student's School Almanac.
- ❖ You are advised to speak in simple sentences in English with your child.
- ❖ Must follow the phonetic sound in reading.
- ❖ Evaluation is the most important part of learning.

The whole year is divided into three terms and assessment will be done in the class after each topic. Work done in the books, notebooks, workbooks is included in the syllabus for assessment.

- ❖ Children will be assessed on the basis of day-to-day classroom performance.

-

A syllabus is a guide or roadmap to a course. It provides the framework for a great learning experience. It can tell everything that a learner needs to know about how a course will run and what is expected of him / her.

The syllabus is an effective tool which helps a teacher in the following ways:-

- Provides a planning and communication tool with which to set realistic expectations for the teacher and the student.
- Organizes thoughts and approach to the student.
- Helps the teacher and his / her students to stay focused on the course objectives and exit outcomes.

The syllabus helps a student in the following ways:-

- Provides students with a vision of the course and what is required to them to be successful.
- Functions as a contract that elaborates on all components of the course and sets students' expectations.
- Confirms that enrolled students represent a range of backgrounds, needs and perspectives.
- Includes a course schedule plan that provides details in chronological format about date, meeting, topic, reading and assignments/activities.

AREAS OF OBSERVATION

LANGUAGE DEVELOPMENT

- Listening Skills
- Speaking Skills
- Reading Skills
- Writing Skills

COGNITIVE DEVELOPMENT

- Basic Concepts
- Number Concepts
- Environment Concepts
- Thinking Skills

CREATIVE AND EXPRESSIVE ARTS

- Art and Craft.
- Musical song and dance.

PHYSICAL DEVELOPMENT

- Indoor and Outdoor Play
- Health and Hygiene
- Nutrition

SOCIAL-EMOTIONAL DEVELOPMENT

BOOK LIST






















BOOKS TO BE KEPT IN THE SCHOOL:

- Fun with Maths Book
- Integrated Activity Book
- Fun with Colours 'A'
- Scrap Book (Set of 1)
- English and Maths Workbook (Set of 1)

BOOKS TO BE KEPT AT HOME:

- Fun with English Book
- Rhythmic Rhyme Book
- Second Language (Hindi/Bengali)

PHONIC SOUND SHEET FOR ENGLISH ALPHABET

'a' says	ऐ	as a in 'apple'		'n' says	न	as n in 'net'	
'b' says	ब	as b in 'bee'		'o' says	ऑ	as o in 'orange'	
'c' says	क	as c in 'car'		'p' says	प	as p in 'parrot'	
'd' says	ड	as d in 'dog'		'q' says	क्व	as q in 'queen'	
'e' says	एः	as e in 'elephant'		'r' says	र	As r in 'rocket'	
'f' says	फ	as f in 'fish'		's' says	स	as s in 'spoon'	
'g' says	ग	as g in 'girl'		't' says	ट	as t in 'tiger'	
'h' says	ह	as h in 'hen'		'u' says	अ	as u in 'umbrella'	
'i' says	इ	as i in 'insect'		'v' says	व	as v in 'van'	
'j' says	ज	as j in 'jelly'		'w' says	व्ह	as w in 'watch'	
'k' says	क	as k in 'key'		'x' says	क्स	as x in 'x-mas tree'	
'l' says	ल	as l in 'lion'		'y' says	य	as y in 'yak'	
'm' says	म	as m in 'monkey'		'z' says	ज़	as z in 'zip'	

FORMATION SHEET OF ENGLISH ALPHABET

Aa Bb Cc Dd

Ee Ff Gg Hh

Ii Jj Kk Ll

Mm Nn Oo Pp

Qq Rr Ss Tt

Uu Vv Ww Xx

Yy Zz

UNIT-I
(APRIL-AUGUST)
LANGUAGE DEVELOPMENT

LISTENING SKILLS

- ❖ Understanding basic conversation in home language.
- ❖ Following instructions in words and sentences.
- ❖ Recognising different sounds in environment.
- ❖ Recognising various phonetic sounds (a-i); (Fun with English Book).
- ❖ Listening attentively (Fun with English Book).

SPEAKING SKILLS

- ❖ Using simple greetings and courtesies: wishing 'Good Morning', 'Good Afternoon' and use of 'Thank You'.
 - ❖ Speaking clearly (in mother tongue).
 - ❖ Picking up new words in English and using them while speaking.
 - ❖ Identifying initial sound of words (a-i); (Fun with English Book, pg. nos: 1-10; 12- 33).
 - ❖ Reciting simple rhymes (Rhythmic Rhyme Book).
- Rhymes Book-Rhythmic Rhyme Book (AudioCD).

Themes:

- ▶ Myself: My Life (pg.no: 40)
- ▶ Senses: Good night (pg.no: 36)
- ▶ Water: Clouds (pg.no: 20); Paani (1st stanza only, pg.no: 21); Water (pg. no: 23)
- ▶ Modes of Transport: Pomp, Tring, Zoom, Chuck (pg.no: 48).
- ▶ Food: Fruits and Vegetables: Fruit Seller (pg.no: 34) ;Tum mujhe kha lo (pg.no: 33).
- ▶ Animals: Sounds of animals (pg.no: 12).

READING SKILLS

- ❖ Reading simple pictures (Fun with English Book, pg.nos: 12-19; 22-29; 32,33).
- ❖ Reading letters of alphabet (a-i).
- ❖ Discriminating letters of alphabet (a-i).

WRITING SKILLS

- ❖ Coordinating eye-hand movement.
 - ▶ Thread and Beads.
 - ▶ Lacing.
 - ▶ Colouring within a figure.
 - ▶ Tracing around an object.
- ❖ Showing control over pre-writing tools.
 - ▶ Scribbling with crayons.
 - ▶ Mashing clay (making different objects out of clay).
 - ▶ Handling crayons with control.
 - ▶ Forming letters of alphabet in air, on sand, floor, blackboard, and paper and moving fingers on letter formation.
- ❖ Copying different patterns.
 - ▶ Standing, Sleeping, Slanting lines and Curves (| , - , \ , / , (,) , O) (in workbook).
(Integrated Activity Book, pg nos. 9 - 16)

ACTIVITIES:

- ❖ Sound matching game
- ❖ Find my partner

COGNITIVE DEVELOPMENT

Book: Fun with Maths Book

BASIC CONCEPTS

- ❖ Identifying 2 primary colours (Red and Yellow).
- ❖ Fun with Maths Book (pg nos: 1-7; 10-15; 21-24; 36; 42;43;45; 46; 61; 69 -72)
- ❖ Identifying Shapes –Triangle and Square.
- ❖ Number Concepts: Count by rote (1-10).
- ❖ Printing Numerals 1 and 2.
- ❖ Making simple comparisons.
 - ▶ Big-Small

ACTIVITIES:

- ❖ Find my partner (shapes and size).
- ❖ Shape walk.
- ❖ Funny images with triangle.
- ❖ My red and yellow palette.
- ❖ Hunt for triangles.
- ❖ Count and paste.
- ❖ Colour race.
- ❖ Jump into the shape.

ENVIRONMENTAL CONCEPTS

Book: Integrated Activity Book

Myself: Concept of Gender, Concept of Family, Personal Belongings, Body Parts.
(Integrated Activity Book, pg.nos: 1-7; 9-16; 19-22; 26-29; 32; 56; 57).

MYSELF

1. What is your name?

Ans. My name is

2. In which class do you study?

Ans. I study in LKG.

3. What is the name of your school?

Ans. The name of my school is

4. What is the name of your Principal?

Ans. is my Principal.

5. Who is your Class Teacher?

Ans. is my Class Teacher.

ACTIVITY:

- ♦ Hopscotch game

Senses: Introduction of sense organs. (Integrated Activity Book pg.no: 7).

SENSES

1. What do you do with your eyes?

Ans. I see with my eyes.

2. What do you do with your nose ?

Ans. I smell with my nose.

3. What do you do with your ears ?

Ans. I hear with my ears.

4. What do you do with your tongue ?

Ans. I taste with my tongue.

5. What do you with your skin?

Ans. I feel with my skin.

ACTIVITIES:

- ◆ Make tactile letter cards.
- ◆ Label the environment.

Water: Explore water, properties, uses, safe drinking water. (Integrated Activity Book, pg nos: 17 and 18).

WATER

Name any five uses of water?

Ans. We use water for drinking, cooking, bathing, washing and watering the plants.

ACTIVITIES:

- ◆ Splash and pour.

Modes of Transport: Modes of Transport (road, rail, air and water), Road safety rules.

(Integrated Activity Book, pg.nos: 23-25).

MODES OF TRANSPORT

ROADWAYS:

1. Name any five roadways.

Ans. Scooter, Auto Rickshaw, Bus, Car, Truck.

2. Who controls the traffic?

Ans. The traffic policeman controls the traffic.

3. From where do we cross the road?

Ans. We cross the road from Zebra Crossing.

4. Name the traffic lights and what do they mean?

Ans. Red light says stop, Yellow light says wait and Green light says go.

RAILWAYS:

1. Name two different types of trains.

2. Who drives a train?

Ans. Engine driver drives a train.

3. From where do we board the train?

Ans. We board the train from the railway station.

AIRWAYS:

1. Who flies an aeroplane?

Ans. A pilot flies an aeroplane.

2. From where do we board an aeroplane?

Ans. We board an aeroplane from the airport.

WATERWAYS:

1. Name any two waterways.

Ans. Boat and Ship.

2. Who sails the ship?

Ans. A captain sails the ship.

ACTIVITIES:

- ❖ Tearing pictures from magazine and pasting.
- ❖ Concept of traffic lights-Role Play.

Food: Fruits and vegetables, raw and cooked food, healthy and unhealthy food.

(Integrated Activity Book pg.nos: 30 and 31).

FOOD

FRUITS:

1. Name five common fruits.

Ans. Apple, Mango, Grapes, Banana and Orange.

2. Name the king of fruits.

Ans. Mango is the king of fruits.

3. Name two fruits that we peel and eat.

Ans. Banana and Orange.

4. Name the fruit without seed.

Ans. Banana.

5. Name the fruits with one seed.

Ans. Mango and Litchi.

6. Name the fruits with many seeds.

Ans. Watermelon and Pomegranate.

VEGETABLES:

1. Name 5 common vegetables.

Ans. Tomato, Potato, Lady's Finger, Peas, Cauliflower.

2. Name the king of vegetables.

Ans. Brinjal is the king of vegetables.

3. Name any four green vegetables.

Ans. Spinach, Lady's finger, Capsicum, Peas.

ANIMALS : Types: Domestic and wild animals, common names; Animal life in and outside water.

(Integrated Activity Book, pg no: 36).

1. Name any five wild animals,

Ans. Lion, Tiger, Zebra, Giraffe, Fox are wild animals.

2. Name any five domestic animals.

Ans. Cow, Sheep, Camel, Horse, Donkey are domestic animals.

3. Who is the king of jungle?

Ans. Lion is the king of jungle.

4. Name the animal with a long neck.

Ans. Giraffe has a long neck.

5. Name the animals that give us milk.

Ans. Cow, Buffalo and Goat give us milk.

6. Name the animal that gives us wool.

Ans. Sheep gives us wool.

7. Who is our National animal?

Ans. Tiger is our National animal.

ACTIVITIES:

- ❖ Collect one from home, classify into fruits and vegetables.
- ❖ Animals- Role Play.

THINKING SKILLS

- ❖ Showing ability to sort, match and pair.
- ❖ Arranging pictures / objects in a given sequence.
- ❖ Showing ability to recapitulate.
- ❖ Showing problem solving ability.

CREATIVE AND EXPRESSIVE ARTS

ART AND CRAFT

- ❖ COLOURING : Book- Fun With Colours'A' (pg.nos: 1-8).
- ❖ PAINTING : Free hand painting on News paper and Chart paper.
- ❖ PRINTING : Thumb printing, Palm printing and Vegetables printing.
- ❖ CLAY MODELLING : Fruits and Vegetables.
- ❖ TEARING AND PASTING : Group Collage :- Uses of water.
- ❖ DRAWING: Free hand drawing- Different Modes of transport:- car, aeroplane, boat, engine. Theme based drawing :- Fruit Basket
- ❖ CRAFT: Friendship Band Making and National Flag Making.

MUSIC, DANCE AND DRAMA

MUSIC AND DANCE:

- ▶ Phonic song (Link-YouTube-JOLLY SONGS A-Z Alphabet song)
- ▶ Om Chanting
- ▶ DAV Gaan
- ▶ BodyParts Song
(Link -YouTube-Shake and move Children's song, Body Parts, Patty Shukla).

DRAMA:

- ▶ Dramatisation of sound stories.
- ▶ Puppet Show related to theme based story.
 - The Fox And The Grapes.
 - The Monkey And The Crocodile.

UNIT-II

(SEPTEMBER TO DECEMBER)

LANGUAGE DEVELOPMENT

LISTENING SKILLS

- ❖ Following instructions in simple sentences.
- ❖ Recognising sounds of animals and birds.
- ❖ Identifying phonetic sounds (a-v); (Fun with English Book).
- ❖ Verifying initial sound of words (a - v); (Fun with English Book).
- ❖ Responding attentively in class (sound stories –Fun with English Book, a-v).

SPEAKING SKILLS

- ❖ Using appropriate greetings and courtesies.
(use of greetings with teacher and peer group, use of 'Thank You' and 'Please').
- ❖ Speaking clearly and confidently.
- ❖ Using simple sentences while speaking.
- ❖ Identifying initial sound of words: (a - v);(Fun with English Book, pg nos : 12- 65).
- ❖ Reciting rhymes (Rhythmic Rhyme Book)
Rhymes: Book- Rhythmic Rhyme Book (Audio CD).

Themes:

- | | | |
|----------------------|--------------------------------------|-------------|
| ▶ Birds: | Chidiya | (pg no: 14) |
| | Tota | (pg no: 15) |
| ▶ Plants: | Plant is born | (pg no: 16) |
| ▶ Things in the sky: | Oneness | (pg no: 1) |
| ▶ Seasons: | Garmi Aati He | (pg no: 30) |
| | Rainy Season: First two stanzas only | (pg no: 26) |
| | Winter Time: First two stanzas only | (pg no: 27) |
| | Sardi Aati He | (pg no: 29) |

READING SKILLS

- ❖ Showing interest in reading material. Giving meaning to pictures while reading.
(Fun with English Book, pg nos: 12-19; 22-29; 32-49; 52-59; 62-65)
- ❖ Reading words by sight (English).
- ❖ Reading letters of alphabet (a-v).
- ❖ Discriminating letters of alphabet (a-v).

WRITING SKILLS

- ❖ Showing increasing eye-hand coordination.
- ❖ Tracing objects.
- ❖ Forming letters of alphabet (j –v).
(Integrated Activity Book, Pg nos: 33-35;37-40; 42-45; 47,48; 62,63).

ACTIVITIES:

- ❖ Ball game (Letter recognition)
- ❖ Jump in the pond (Read and Jump)

COGNITIVE DEVELOPMENT

Book: Fun with Maths Book

BASIC CONCEPTS

- ❖ Identifying and differentiating between 3 basic shapes. (Square, Triangle and Rectangle).
- ❖ Identifying colours (Blue and Green)
(Fun with Maths Book, pg nos: 17-20; 30; 34; 48; 49; 54 - 59; 62 - 67; 73 - 100).
- ❖ Matching, sorting and pairing as per colour, shape and size.
- ❖ Making Comparisons
 - ▶ Fat – Thin
 - ▶ More – Less

ACTIVITIES:

- ❖ Hunt for Rectangles
- ❖ Colour race

NUMBER CONCEPTS

- ❖ Count by rote (1–10).
- ❖ Identifying relationship in numbers (1-10).
- ❖ Recognising numbers (1– 10).
- ❖ Printing numerals (1–9) in a sequence (in workbook).

ENVIRONMENTAL CONCEPTS

Book- Integrated Activity Book

Birds: Names of common birds; National Bird; Flightless Birds (Integrated Activity Book pg no: 41)

BIRDS:

1. Name any five common birds.

Ans. Parrot, Crow, Pigeon, Peacock and House Sparrow are common birds.

2. Name our National bird.

Ans. Peacock is our National bird.

3. Name the birds that cannot fly in the sky.

Ans. Ostrich, Kiwi and Penguin cannot fly in the sky.

4. Name the bird that does not sleep at night.

Ans. Owl does not sleep at night.

5. Name the bird that dances in the rain.

Ans. Peacock dances in the rain.

6. Name the birds that swim in water.

Ans. Duck and Swan swim in the water.

Plants: Germination of Seed, Parts of a Plant. (Integrated Activity Book, pg no: 46).

PLANTS:

1. What does a plant need to grow?

Ans. A plant needs air, water and sunlight to grow.

2. Name different parts of a plant.

Ans. Root, stem, leaves, flowers and fruits are the parts of a plant.

3. Name our national flower.

Ans. Lotus is our national flower.

Things in the sky (Day and Night): (Integrated Activity Book pg nos: 53 and 54)

THINGS IN THE SKY:

1. What do you see in the sky during day time?

Ans: We see the Sun, clouds and birds in the sky during day time.

2. What do you see in the sky at night?

Ans: We see the Moon and the Stars in the sky at night.

Seasons: Names of seasons; types of clothes. (Integrated Activity Book, pg nos: 59-61).

SEASONS:

1. How many seasons are there in India?

Ans: There are four seasons in India:- Summer, Rainy, Winter and spring.

2. In which season do we feel hot?

Ans: We feel hot in summer season.

3. Which type of clothes do we wear in summer season?

Ans: We wear light cotton clothes during summer.

4. Which things do we use in rainy season?

Ans: We use umbrellas, rain coats, gumboots in rainy season.

5. How do you feel in winter?

Ans: We feel very cold in winter.

6. What do you wear in winter?

Ans: We wear woollen clothes in winter.

ACTIVITIES:

- ❖ Plant seeds in wet cotton.
- ❖ Things in the sky (Day and Night).
- ❖ Colouring and pasting.
- ❖ Seasons Chart.

THINKING SKILLS

- ❖ Classifying objects more effectively as per theme and initial sound.
- ❖ Using memory skills with greater efficiency.
- ❖ Fixing 6-piece puzzles.
- ❖ Showing higher degree of sequencing ability.

CREATIVE AND EXPRESSIVE ARTS**ART AND CRAFT**

- ❖ COLOURING Book- Fun with colours 'A' (pg.nos:9 -16).
- ❖ PAINTING: Free hand painting on Newspaper and Chart paper.
- ❖ PRINTING: Sponge printing and Leaf printing .
- ❖ CLAYMODELLING: Making different patterns (I, -, \, /, (,), O),
House (using different shapes), Making different Numbers (1,2,3).
- ❖ DRAWING: Free hand drawing: Water Bottle, Flower and Bell
- ❖ Theme based drawing: Bird in a nest, Trees in a garden and My magic numbers
(candle, duck, cat from numbers 1,2,3).
- ❖ CRAFT: Card, Paper Lamp, Boat and New Year's Card.
- ❖ TEARING AND PASTING: Group collage : Animals

MUSIC, DANCE AND DRAMA**MUSIC AND DANCE**

- ▶ Action Song:
 - Dhoom dhadaka
 - Number song (Fun with Maths, pg no-68)
 - Jingle bells (Link: YouTube :- Jingle Bells Songs for children – info bells).
- ▶ Om Chanting
- ▶ DAV Gaan

DRAMA

- ▶ Dramatisation of sound stories.
- ▶ Puppet Show related to theme based story.
 - The Thirsty Crow
 - The Fish And The Bird

UNIT-III
(JANUARY TO MARCH)
LANGUAGE DEVELOPMENT

LISTENING SKILLS

- ❖ Listening with understanding.
- ❖ Recognising various phonetic sounds (a-z) (Fun with English Book)
- ❖ Recognising letters of alphabet (A-Z).
- ❖ Infers initial sound in words (a-z) (Fun with English Book).
- ❖ Following instructions in simple sentences.

SPEAKING SKILLS

- ❖ Using appropriate greetings and courtesies.
- ❖ Speaking with correct pronunciation.
- ❖ Expressing self in English.
Identifying initial sound of words (a-z) ;
(Fun with English Book, pg nos: 12-77).
- ❖ Reciting rhymes with correct pronunciation (Rhythmic Rhyme Book).
Rhymes: Book- Rhythmic Rhyme Book (Audio CD).

Theme:

Our Helpers :-

- ▶ Doctor (pg.no: 45)
- ▶ Policeman (pg.no: 46)
- ▶ Cobbler (pg no: 47)

READING SKILLS

- ❖ Reading own name.
- ❖ Showing interest in printed material.(pg no: 66-77)
- ❖ Reading letters of alphabet (a-z, A-Z) ;
(Fun with English Book, pg nos: 12-19; 22-29; 32-49; 52-59; 62-65; 66-77).
- ❖ Reading pictures with understanding.
- ❖ Picking up words through sight reading.
- ❖ Discriminating letters of alphabets (a-z, A-Z).

WRITING SKILLS

- ❖ Printing his / her own name (Book: Integrated Activity Book, pg no: 73 workbook).
- ❖ Tracing uneven shapes / objects.
- ❖ Printing letters of alphabet (a-z, A-Z); (Integrated Activity Book, Page nos: 49 - 52; 64-73).

ACTIVITY:

- ❖ Letter Hunt

COGNITIVE DEVELOPMENT

BASIC CONCEPTS

- ❖ Identifying and differentiating between 4 basic shapes (Square, Triangle, Circle and Rectangle).
- ❖ Identifying the colour orange
(Fun with Maths Book, pg nos: 8, 9, 25-28; 33,35, 37-41; 47, 50 -53; 60, 100-103).
- ❖ Making Comparison
 - ▶ Tall -Short

ACTIVITIES:

- ❖ Jump into the shape
- ❖ My Orange belongings

NUMBER CONCEPTS

BOOK- Fun with Maths Book

- ❖ Counting by rote (1- 10).
- ❖ Identifying relationship in number (1-10).
- ❖ Printing numerals (1 - 9)
(1-9) in a sequence (in workbook).
- ❖ Operating numbers mentally (1- 10). Telling what is missing ?
- ❖ Understanding the concept of "Zero" (0).

ENVIRONMENTAL CONCEPTS

Book- Integrated Activity Book

Our Helpers: Postman, Doctor, Teacher, Policeman, Fire Fighter, Cobbler, Barber, Sweeper.
(Integrated Activity Book, pg nos: 67-69).

OUR HELPERS:

1. Who treats sick people?

Ans: A doctor treats sick people.

2. Who brings letters and parcels for us?

Ans: A postman brings letters and parcels for us.

3. Who teaches us in the school?

Ans: A teacher teaches us in the school.

4. Who saves us from fire?

Ans: A fireman saves us from fire.

5. Who catches thieves?

Ans: A policeman catches thieves.

6. Who mends our shoes?

Ans: A cobbler mends our shoes.

7. Who sweeps the floor?

Ans: A sweeper sweeps the floor.

8. Who cuts our hair?

Ans: A barber cuts our hair.

ACTIVITY:

- ❖ Community Helpers – Role Play

THINKING SKILLS

- ❖ Classifying objects more effectively as per theme and initial sound.
- ❖ Using memory skills with greater efficiency.
- ❖ Fixing 6-piece puzzles.

Showing higher degree of sequencing ability.

CREATIVE AND EXPRESSIVE ARTS

- ❖ COLOURING Book : Fun With Colours 'A'; (pg nos: 17- 24).
- ❖ PAINTING: Free hand painting on News paper and Chart paper .
- ❖ PRINTING: Stringprinting and Spray Printing.

MUSIC, DANCE AND DRAMA

MUSIC AND DANCE:

- ▶ Do the Boogie Woogie .
- ▶ Freeze Song (Link: Freeze and dance for kids, Music for kids-The ki boomers).
- ▶ Om Chanting
- ▶ DAV Gaan

DRAMA:

- ▶ Dramatisation of sound stories
- ▶ Puppet Show related to theme based story.
 - Apple and the Doctor.
 - Washerman's Donkey.

SESSION - 2024-25

Subject : हिन्दी (Hindi)

Class : LKG

Book recommended : Akshar Parichay

Unit - I
(April - August)

Reading Skills

अ से अः तक पढ़ना और चित्र पहचानना, हर स्वर से दो-दो शब्द बोलना, पाँच अंगों, रंगों, फूलों व सब्जियों के नाम बोलना और १ से ७ संख्या पहचानना।

Speaking Skills

कविता

पी पी पी पी ड र र र रम

मेरा परिवार

पानी

सड़क की बस्तियाँ

फल वाला

तुम मुझे खा लो

कार्यकलाप :

अपना परिचय दीजिए (२-३ वाक्यों में)

अंगूठे की सहायता से 'अ' से अनार और 'आ' से आम के चित्रों में सही रंग भरिए। (in A4 size sheets)

उचित रंग के कागजों से सड़क की बस्तियाँ बनाइए (in scrap book)

कागज के गोलाकार टुकड़ों पर लिखे स्वर वर्णों से स्वर माला बनाइए (in scrap book)

Unit - II
(September - December)

Reading Skills

क से न तक पढ़ना और चित्र पहचानना, हर व्यंजन से दो-दो शब्द बोलना, परिवहन का नाम बोलना और ६ से १० संख्या पहचानना।

Speaking Skills

कविता :

नटखट बंदर

मेरी बिल्ली

चूहे की बारात

कबूतर

मोर

तोता

पाँच छोटी चिड़िया

पेड़ों की रक्षा

कार्यकलाप :

आओ बिल्ली बनाना सीखें और रंग भरें। (in A4 size sheets)

किन्हीं पाँच चिड़ियों के चित्र चिपकाइए। (in scrap book)

फूलों पर लिखी संख्या के अनुसार पत्ते चिपकाइए। (in scrap book)

Unit - III (January - March)

Reading Skills

प से ह तक पठना और चित्र पहचानना, हर व्यंजन से दो-दो शब्द बोलना और ऋतुओं के नाम बोलना

Speaking Skills

कविता :

चंदा मामा

सूरज

सर्दी आती है

गरमी आती है

बादल

हवा

हे माँ तुम्हें प्रणाम

कार्यकलाप :

'त' से तरबूज बनाइए। (कागज के प्लेट से)।

'प' से 'म' तक के प्रत्येक अक्षर से दो-दो चित्र चिपकाइए। (in scrap book)

बेमेल अक्षर के वस्तु को पहचानकर अलग कीजिए।

अपनी दादी या नानी से सुनी कोई कहानी सुनाइए।

Session - 2024 - 2025

Subject - Bengali

Class- LKG

Books recommended - ভাষা পরিচয় LKG [প্রাচী (ইন্ডিয়া) প্রা. লিমিটেড]

ছড়ার দেশে LKG [প্রাচী (ইন্ডিয়া) প্রা. লিমিটেড]

Unit - I

(April - August)

Reading skills

ছবি চেনা: ফুল ,পাতা ,গাছ, বল, বেলুন , ছাতা ,ঘুড়ি ,পাখি

স্বরবর্ণ: অ থেকে ঔ পড়া ও ছবি চেনা

১ থেকে ৫ সংখ্যা চেনা

Speaking skills

ছড়া : হাট্টিমা টিম্ টিম্

আয় রে পাখি আয়

আয় বৃষ্টি

আমগাছ জামগাছ

কার্যকলাপ : ১.বাগান থেকে সংগ্রহ করে একটি ফুল ও দুটি পাতা লাগাও।

২. গোলাকার দুটি বস্তুর ছবি আঁকো ও রং করো।

৩.আমার থেকে তোমরা তাপ ও আলো পাও। আমি আকাশে থাকি বলতো আমি কে?
আমাকে আঁকো ও রং করো।

৪.মাত্রা ছাড়া স্বরবর্ণ গুলি দিয়ে ফুলের বাগান তৈরি করো।

Unit-II

(September-December)

Reading skills

ছবি চেনা : ফুল, ফল , সবজি, পশু ,পাখি , যানবাহন

ব্যঞ্জনবর্ণ : ক থেকে ন পড়া ও ছবি চেনা; ৬ থেকে ১০ সংখ্যা চেনা

Speaking skills

ছড়া: আয় রে আয় টিয়ে

মামার হাসি

হৈ রে বাবুই

- কার্যকলাপ ১.আমাদের জাতীয় পতাকা আঁকো ও রং করো।
২.পশু ও তার প্রিয় খাদ্য মেলাও (কার্যপত্রের মাধ্যমে)।

Unit-III
(January to March)

Reading skills

ঋতু ও রঙের নাম পড়া
ব্যঞ্জনবর্ণ প থেকে ং পড়া ও ছবি চেনা

Speaking skills

ছড়া : আমার বাড়ি
ঘুড়ি

- কার্যকলাপ ১.শীতের দুটি ফুল ,ফল ও সবজির নাম জানো ও চেনো।
২.আমাদের জাতীয় ফুল, ফল, পশু ,পাখির ছবি রং করো(কার্যপত্রের মাধ্যমে)।
৩.যে সকল ব্যঞ্জনবর্ণ শব্দের প্রথমে ব্যবহৃত হয় না সেগুলি দিয়ে মালা গাঁথো।

Session - 2024 - 2025**Class - LKG****THEMES**

Month	Theme of the month
April	Myself and Senses
May	Water Wellness
June	Modes of Transport
July	Food (Fruits and Vegetables)
August	Animals
September	Birds
October	Plants
November	Things in the Sky
December	Seasons
January	Our Helpers
February March	Recapitulation

